



دار الحافظ  
DAR ALHAFIDH



Solplanet هي علامة تجارية رائدة تابعة لشركة AISWEI وهي شركة تابعة سابقة لشركة SMA الألمانية تتمتع بخبرة هندسية ألمانية راسخة تتميز منتجاتها وحلول تخزين الطاقة التي تقدمها بأدائها المتميز وتصميم مميز وموثوقيتها طويلة الأمد

” هادئ، فعال، ومتين

مصمم ليعمل في درجات الحرارة العالية والغبار والظروف القاسية

” مراقبة ذكية، سهولة الاستخدام

تطبيق جوال سهل الاستخدام للمراقبة الفورية والتحكم عن بُعد

” ضمان استبدال لمدة 10 سنوات

راحة بال مع أحد أفضل الضمانات في السوق - استبدال كامل للمنتج

” إرث هندسي ألماني

طوره شركة AISWEI التي كانت تابعة سابقًا لشركة SMA ألمانيا، والمعروفة بدقتها وموثوقيتها



Single phase inverters 3 to 6 kW

# ASW s-G2 Series



Models:

ASW3000-S-G2

ASW3680-S-G2

ASW4000-S-G2

ASW5000-S-G2

ASW6000-S-G2



## Easy-to-install

- Quick & easy-to-install with basic tools
- Quick setup and commissioning with Solplanet apps
- Compact wall mount design



## Reliable

- International quality standards
- Integrated DC switch
- IP66 rated design for outdoor use



## User-friendly

- 16 A input current, compatible with bifacial and large area PV modules
- Optional AC Power Supply
- ShadeSol shadow management
- Support anti-backflow function
- 2 MPPTs for flexible PV array design

## Technical Datasheet

ASW3000-S-G2 ASW3680-S-G2 ASW4000-S-G2 ASW5000-S-G2 ASW6000-S-G2

	ASW3000-S-G2	ASW3680-S-G2	ASW4000-S-G2	ASW5000-S-G2	ASW6000-S-G2	
Input (DC)	Max. PV array power	4500 Wp STC	5520 Wp STC	6000 Wp STC	9000 Wp STC	
	Max. input voltage	600V				
	MPP voltage range / rated input voltage	60V-560V/360V				
	Min. input voltage	60V				
	Initial. feed in voltage	100V				
	Max. operating input current	16A				
	Max. short circuit current	24A				
	No. of independent MPPT inputs / strings per MPPT input	2/1				
Output (AC)	Rated active power	3000 W	3680 W	4000 W	5000 W	6000 W
	Rated apparent power	3000 VA	3680 VA	4000 VA	5000 VA	6000 VA
	Max. apparent power	3000 VA	3680 VA	4000 VA	5000 VA	6000 VA
	AC nominal voltage	220 V / 230 V / 240 V				
	AC voltage range	180 V to 295 V				
	AC grid frequency / range	50 Hz / 45 Hz to 55 Hz 60 Hz / 55 Hz to 65 Hz				
	Max. output current	15A	16A	20A	25A	30A
	Adjustable power factor range	1 / 0.8 leading ... 0.8 lagging				
	Feed-in phases	1				
	Harmonic distortion (THD) at rated output	< 3%				
Efficiency & Protection	Max. efficiency / European efficiency	98.2% / 97.5%				
	DC switch	⊗				
	Ground fault monitoring / grid monitoring	⊗ / ⊗				
	DC reverse polarity protection / AC short circuit Protection	⊗ / ⊗				
	All-pole-sensitive residual-current monitoring unit	⊗				
	Surge protection	⊗ / Type II				
	Arc fault circuit interrupter (AFCI)	⊗				
	Anti-islanding protection	⊗				
	Protection class (according to IEC 62109-1) / overvoltage category (according to IEC 62109-1)	I / AC: III; DC: II				
	General data	Dimensions (W / H / D)	368*325*145 mm			
Weight		9.5 kg				
Operating temperature range		-25°C ... +60°C				
Self-consumption (at night)		< 1 W				
Topology		Non-isolated				
Cooling concept		Natural Convection				
Degree of protection (according to IEC 60529)		IP66				
Climatic category (according to IEC 60721-3-4)		4K4H				
Max. permissible value for relative humidity (non-condensing)		100%				
Max. operating altitude		4000 m				
Features	DC connection	Plug-in connector				
	AC connection	Plug-in Connector				
	Mounting type	Wall-mount bracket				
	LED Indicators (Status / Fault / Communication)	⊗				
	24/7 monitoring	⊗				
	Communication interface <sup>1</sup>	⊗/⊗/⊗/⊗ (RS485 /Wi-Fi/ LAN /4G)				
	Country of manufacture	China				
Certificates and approvals(more available on request)	AS/NZS 4777.2, IEC 62109-1/2, IEC 61727, IEC 62116, NB/T32004					

⊗ standard features ⊗ optional features - not available

Data at nominal conditions. All information is subject to change.

1) Zero export installations supported with 2-pin RS485 for connection to approved smart meters

Version: Sep 2024



Single phase inverters 6 to 10 kW

# ASW S Series



Models:  
ASW6000-S  
ASW8000-S  
ASW10000-S



## Easy-to-install

- Quick & easy-to-install with basic tools
- Quick setup and commissioning with Solplanet apps
- Compact wall mount design



## Reliable

- International quality standards
- Integrated DC switch
- IP66 rated design for outdoor use



## User-friendly

- 16 A input current, compatible with bifacial and large area PV modules
- 3 MPPTs for flexible PV array design
- ShadeSol shadow management

### Technical Datasheet

ASW6000-S

ASW8000-S

ASW10000-S

	ASW6000-S	ASW8000-S	ASW10000-S	
Input (DC)	Max. PV array power	9000 Wp STC	12000 Wp STC	15000 Wp STC
	Max. input voltage	600V		
	MPP voltage range / rated input voltage	80 V - 560 V / 360 V		
	Min. input voltage	80 V		
	Initial. feed in voltage	100 V		
	Max. operating input current	16 A		
	Max. short circuit current	22.5 A		
	No. of independent MPPT inputs / strings per MPPT input	3 / 1		
Output (AC)	Rated active power	6000 W	8000 W	10000 W
	Rated apparent power	6000 VA	8000 VA	10000 VA
	Max. apparent power	6000 VA	8000 VA	10000 VA
	AC nominal voltage	220 V / 230 V / 240 V		
	AC voltage range	180 V to 295 V		
	AC grid frequency / range	50 Hz / 45 Hz to 55 Hz 60 Hz / 55 Hz to 65 Hz		
	Max. output current	30 A	40 A	50 A
	Adjustable power factor range	0.8 leading to 0.8 lagging		
	Feed-in phases	1		
	Harmonic distortion (THD) at rated output	< 3%		
	Efficiency & Protection	Max. efficiency / European efficiency	97.7 % / 97.3 %	
DC switch		⌘		
Ground fault monitoring / grid monitoring		⌘ / ⌘		
DC reverse polarity protection / AC short circuit protection		⌘ / ⌘		
All-pole-sensitive residual-current monitoring unit		⌘		
Anti-Islanding protection		⌘		
Surge protection		⌘ / Type II		
Protection class (according to IEC 62109-1) / overvoltage category (according to IEC 62109-1)		I / AC: III; DC: II		
General data	Dimensions (W / H / D)	503 / 435 / 183 mm		
	Weight	< 19 kg		
	Operating temperature range	-25°C ... +60°C		
	Self-consumption (at night)	< 1 W		
	Topology	Non-isolated		
	Cooling concept	Natural convection		
	Degree of protection (according to IEC 60529)	IP66		
	Climatic category (according to IEC 60721-3-4)	4K4H		
	Max. permissible value for relative humidity (non-condensing)	100%		
	Max. operating altitude	3000 m		
Features	DC connection	Plug-in connector		
	AC connection	Plug-in connector		
	Mounting type	Wall-mount bracket		
	LED indicators (Status / Fault / Communication)	⌘		
	24/7 monitoring	⌘		
	Communication interface <sup>1</sup>	⌘/⌘/⌘ (RS485 /Wi-Fi/ LAN /4G)		
	Country of manufacture	China		
	Certificates and approvals (more available on request)	CE, EN50549, IEC62109, IEC62116, IEC61727, IEC61683, IEC60068, IEC61000, AS/NZS4777, C10/C11		

⌘ Standard features / ⌘ optional features / – not available

Data at nominal conditions. All information is subject to change.

1) 2-pin RS485 to approved smart meters for export power control applications

Version: Sep 2024



Three phase inverters 12 to 20 kW

# ASW LT-G2 PRO Series



Models:

ASW12K-LT-G2 Pro  
ASW13K-LT-G2 Pro  
ASW15K-LT-G2 Pro  
ASW17K-LT-G2 Pro  
ASW20K-LT-G2 Pro



Easy-to-install

- Quick & easy-to-install with basic tools
- Quick setup and commissioning with Solplanet apps
- Compact wall mount design



Reliable

- International quality standards
- 150 % PV array oversizing for higher yields
- IP66 rated design for outdoor use



User-friendly

- User friendly app interface
- 20 A input current, ideal for bifacial and large area PV modules
- Wide MPP voltage range 150V-1000V
- ShadeSol shadow management

### Technical Datasheet

ASW                      ASW                      ASW                      ASW                      ASW  
12K-LT-G2 Pro      13K-LT-G2 Pro      15K-LT-G2 Pro      17K-LT-G2 Pro      20K-LT-G2 Pro

		ASW 12K-LT-G2 Pro	ASW 13K-LT-G2 Pro	ASW 15K-LT-G2 Pro	ASW 17K-LT-G2 Pro	ASW 20K-LT-G2 Pro	
Input (DC)	Max. PV array power	18000 Wp STC	19500Wp STC	22500 Wp STC	25500 Wp STC	30000 Wp STC	
	Max. input voltage	1100 V					
	MPP voltage range / rated input voltage	150 V to 1000 V / 630 V					
	Min. input voltage	125 V					
	Initial. feed-in voltage	180 V					
	Max. operating input current	32 A / 20 A	32 A / 20 A	32 A / 20 A	32 A / 32 A	32 A / 32 A	
	Max. short circuit current	48 A / 30 A	48 A / 30A	48 A / 30 A	48 A / 48 A	48 A / 48 A	
	No. of independent MPPT inputs / strings per MPPT input	2 / A:2;B:1	2 / A:2;B:1	2/A:2;B:1	2 / A:2;B:2	2 / A:2;B:2	
Output (AC)	Rated active power	12000 W	13000 W	15000 W	17000 W	20000 W	
	Rated apparent power	12000 VA	13000 VA	15000 VA	17000 VA	20000 VA	
	Max. apparent power	12000 VA	13000 VA	15000 VA	17000 VA	20000 VA	
	AC nominal voltage	220 V / 380 V 230 V / 400 V 240 V / 415 V					
	AC voltage range	160 V to 300 V					
	AC grid frequency / range	50 Hz / 45 Hz to 55 Hz 60 Hz / 55 Hz to 65 Hz					
	Max. output current	19.1 A	20.7 A	24 A	27.1 A	31.9 A	
	Adjustable power factor range	0.8 leading to 0.8 lagging					
	Feed-in phases	3 / 3-N-PE					
	Harmonic distortion (THD) at rated output	< 3 %					
	Efficiency & Protection	Max. efficiency / European efficiency	98.6% / 98.2 %				
		DC Switch	⌘				
Ground fault monitoring / grid monitoring		⌘ / ⌘					
DC reverse polarity protection / AC short circuit protection		⌘ / ⌘					
All-pole-sensitive residual-current monitoring unit		⌘					
Arc fault circuit interrupter (AFCI)		⌘					
Anti-islanding protection		⌘					
Surge protection		⌘ / Type II					
Protection class (according to IEC 62109-1) / overvoltage category (according to IEC 62109-1)		I/AC: III; DC: II					
General data	Dimensions (W / H / D)	503 / 435 / 183 mm					
	Weight	17 kg					
	Operating temperature range	-25°C ... +60°C					
	Self-consumption (at night)	< 1 W					
	Topology	Non-isolated					
	Cooling concept	Active cooling					
	Degree of protection (according to IEC 60529)	IP66					
	Climatic category (according to IEC 60721-3-4)	4K4H					
	Max. permissible value for relative humidity (non-condensing)	100%					
	Max. operating altitude	3000 m					
	Features	DC connection	Plug-in connector				
AC connection		Plug-in connector					
Mounting type		Wall-mount bracket					
LED indicators (Status / Fault / Communication)		⌘					
24/7 monitoring		⌘					
Communication interface <sup>1)</sup>		⌘/⌘/⌘ (RS485 /Wi-Fi/ LAN /4G)					
Country of manufacture		China					
Certificates and approvals (more available on request)		CE, EN50549, IEC62109, IEC62116, IEC61727, IEC61683, IEC60068, IEC61000, AS/NZS4777, C10/C11					

⌘ Standard features / ⌘ optional features / – not available

1- Zero export installations supported with 2-pin RS485 for connection to approved smart meters


Data at nominal conditions. All information is subject to change.

Version: Sep 2024 .



Three phase inverters 25 to 40 kW

# ASW LT-G3 Series



Models:

ASW25K-LT-G3

ASW27K-LT-G3

ASW30K-LT-G3

ASW33K-LT-G3

ASW36K-LT-G3

ASW40K-LT-G3



## Easy-to-install

- Quick & easy-to-install with basic tools
- Quick setup and commissioning with Solplanet apps
- Compact wall mount design



## Reliable

- International quality standards
- 150 % PV array oversizing for higher yields
- IP66 rated design for outdoor use



## User-friendly

- 20A input current, ideal for bifacial and large area PV modules
- 3 MPPTs for flexible PV array design
- Wide MPP voltage range 180V-1000V
- ShadeSol shadow management

### Technical Datasheet

	ASW 25K-LT-G3	ASW 27K-LT-G3	ASW 30K-LT-G3	ASW 33K-LT-G3	ASW 36K-LT-G3	ASW 40K-LT-G3	
Input (DC)	Max. PV array power	37500 Wp STC	40500 Wp STC	45000 Wp STC	49500 Wp STC	60000 Wp STC	
	Max. input voltage	1100 V					
	MPP voltage range / rated input voltage	180 V - 1000 V / 630 V					
	Min. input voltage	160 V					
	Initial. feed-in voltage	200 V					
	Max. operating input current	32A / 32 A /32A			32A / 32 A /40A		
	Max. short circuit current	48 A / 48A /48A			48 A / 48A /60A		
No. of independent MPPT inputs / strings per MPPT input	3 / A;2;B;2;C;2			3 / A;2;B;2;C;2			
Output (AC)	Rated active power	25000W	27000W	30000W	33000W	36000W	40000W
	Rated apparent power	25000 VA	27000 VA	30000 VA	33000 VA	36000 VA	40000 VA
	Max. apparent power	25000 VA	27000 VA	30000 VA	33000 VA	36000 VA	40000 VA
	AC nominal voltage	220 V / 380 V 230 V / 400 V 240 V / 415 V					
	AC voltage range	180 V to 305 V / 312 V to 528V					
	AC grid frequency / range	50 Hz / 45 Hz to 55 Hz 60 Hz / 55 Hz to 65 Hz					
	Max. output current	39.9A	43.0A	47.8A	52.6A	57.4A	63.8A
	Adjustable power factor range	0.8 leading to 0.8 lagging					
	Feed-in phases	3 / 3-N-PE					
	Harmonic distortion (THD) at rated output	< 3%					
Efficiency & Protection	Max. efficiency / European efficiency	98.4% / 98.2%					
	DC Switch	#					
	Ground fault monitoring / grid monitoring	# / #					
	DC reverse polarity protection / AC short circuit protection	# / #					
	All-pole-sensitive residual-current monitoring unit	#					
	Arc fault circuit interrupter (AFCI)	#					
	Anti-islanding Protection	#					
	Surge protection	# / Type II					
	Protection class (according to IEC 62109-1) / overvoltage category (according to IEC 62109-1)	I / AC: III; DC: II					
	Dimensions (W / H / D)	543 / 520 / 235 mm					
General data	Weight	29 kg			30 kg		
	Operating temperature range	-25°C ... +60°C					
	Self-consumption (at night)	< 1 W					
	Topology	Non-isolated					
	Cooling concept	Active cooling					
	Degree of protection (according to IEC 60529)	IP66					
	Climatic category (according to IEC 60721-3-4)	4K4H					
	Max. permissible value for relative humidity (non-condensing)	100 %					
	Max. operating altitude	3000 m					
	Features	DC connection	Plug-in connector				
AC connection		Plug-in connector					
Mounting type		Wall-mount bracket					
LED Indicators (Status / Fault / Communication)		#					
24/7 monitoring		#					
Communication interface <sup>1</sup>		#/#/#/# (RS485 /Wi-Fi/ LAN /4G)					
Country of manufacture		China					
Certificates and approvals (more available on request)	CE, EN50549 ,IEC62109, IEC62116, IEC61727, IEC61000, NB/T 32004						

# Standard features / # optional features / - not available

1- Zero export installations supported with 2-pin RS485 for connection to approved smart meters

Version: Sep 2024



Three phase inverters 45 to 60 kW

# ASW LT-G3 Series



Models:  
ASW45K-LT-G3  
ASW50K-LT-G3  
ASW60K-LT-G3



## Easy-to-install

- Phoenix Contact connectors for reliable tool-free DC connection
- Compact wall mount design
- Fuse-free design thereby reducing BOS cost
- Setup, commissioning and monitoring via the Solplanet app



## Higher Yields

- 150 % PV array oversizing for higher yields
- Up to 5 MPPT's for flexible PV array design
- Max. 20 A input current per string, ideal for bifacial and large area PV modules
- ShadeSol - improved generation under non-ideal conditions



## Reliable & Safe

- Type II AC & DC Surge Protection
- Integrated DC switches
- IP66 rated design for outdoor use

### Technical Datasheet

	ASW45K-LT-G3	ASW50K-LT-G3	ASW60K-LT-G3	
Input (DC)	Max. PV array power	67500 Wp STC	75000 Wp STC	90000 Wp STC
	Max. input voltage	1100 V		
	MPP voltage range / rated input voltage	200 V - 1000 V / 630 V		
	Min. input voltage	200 V		
	Initial. feed-in voltage	250 V		
	Max. operating input current	40 A / 32 A / 32 A / 40 A	40 A / 32 A / 32 A / 40 A / 32 A	40 A / 32 A / 32 A / 40 A / 32 A
	Max. short circuit current	60 A / 48 A / 48 A / 60 A	60 A / 48 A / 48 A / 60 A / 48 A	60 A / 48 A / 48 A / 60 A / 48 A
No. of independent MPPT inputs / strings per MPPT input	4 / 2	5 / 2	5 / 2	
Output (AC)	Rated active power	45000 W	50000 W	60000 W
	Rated apparent power	45000 VA	50000 VA	60000 VA
	Max. apparent power	45000 VA	50000 VA	60000 VA
	AC nominal voltage	220 V / 380 V 230 V / 400 V		
	AC voltage range	180 V to 305 V / 312 V to 528 V		
	AC grid frequency / range	50 Hz / 45 Hz to 55 Hz 60 Hz / 55 Hz to 65 Hz		
	Max. output current	75.2 A	83.6 A	95.3 A
	Adjustable power factor range	0.8 leading to 0.8 lagging		
	Feed-in phases	3 / 3-N-PE		
	Harmonic distortion (THD) at rated output	< 3%		
Efficiency & Protection	Max. efficiency / European efficiency	98.6% / 98.3%		
	DC switch	☒		
	Ground fault monitoring / grid monitoring	☒ / ☒		
	DC reverse polarity protection / AC short circuit protection	☒ / ☒		
	All-pole-sensitive residual-current monitoring unit	☒		
	Arc fault circuit interrupter (AFCI)	☒		
	Anti-islanding Protection	☒		
	Surge protection	☒ / Type II		
	Protection class (according to IEC 62109-1) / overvoltage category (according to IEC 62109-1)	I / AC: III; DC: II		
	Sunspec protocol	☒		
General data	Dimensions (W / H / D)	670 / 640 / 270 mm		
	Weight	42.5 kg		
	Operating temperature range	-25°C ... +60°C		
	Self-consumption (at night)	< 1 W		
	Topology	Non-isolated		
	Cooling concept	Active cooling		
	Degree of protection (according to IEC 60529)	IP66		
	Climatic category (according to IEC 60721-3-4)	4K4H		
	Relative humidity (non-condensing)	100%		
	Max. operating altitude	4000 m		
Features	DC connection	Plug-in connector		
	AC connection	OT/DT Connector		
	Mounting type	Wall-mount bracket		
	LED indicators (Status / Fault / Communication)	☒		
	24/7 monitoring	☒		
	Communication interface	☒/☒/☒ (RS485 /Wi-Fi/ LAN /4G)		
	Country of manufacture	China		
	Certificates and approvals (more available on request)	CE , IEC 62109-1/2, IEC 61727,IEC 62116,IEC61683,G98/G99,VDE4110,VED4105,EN50549-1/2		

☒ Standard features / ☒ optional features / – not available

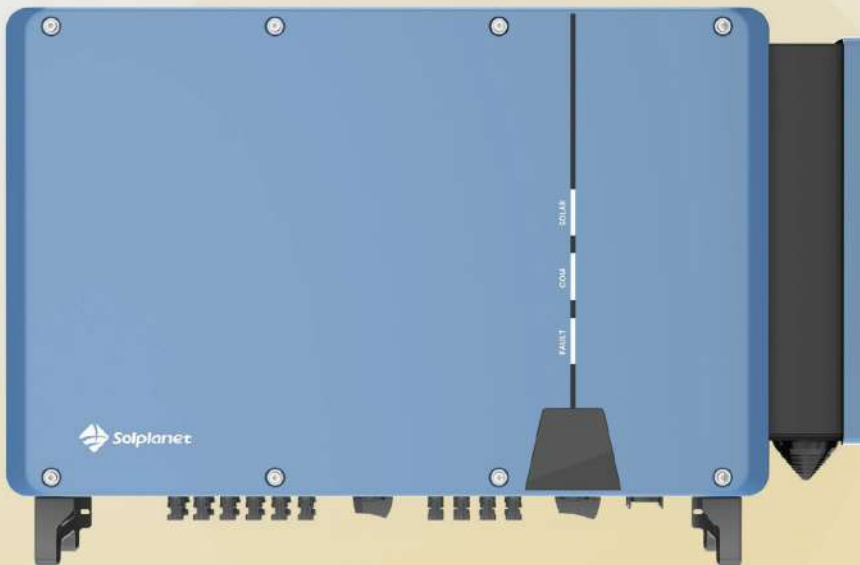
1- Zero export installations supported with 2-pin RS485 for connection to approved smart meters

Version: Sep 2024 .



Three Phases Inverters 75 to 110 kW

# ASW LT Series



Models:  
ASW75K-LT  
ASW80K-LT  
ASW100K-LT  
ASW110K-LT



## Safe and Reliable

- TYPE II Surge Protection for DC&AC
- IP66 rated design for outdoor use
- Fuse free design



## Higher Yields

- ShadeSol shadow management
- 32A input current each MPPT, ideal for bifacial and large area PV modules
- 10 MPPTs for flexible PV array design for higher yields



## User-friendly

- Support 7\*24H monitoring
- Quick setup and commissioning with Solplanet Apps
- String-level Management

### Technical Datasheet

	ASW 75K-LT	ASW 80K-LT	ASW 100K-LT	ASW 110K-LT	
Input (DC)	Max. PV array power	112500 Wp STC	120000 Wp STC	150000 Wp STC	165000 Wp STC
	Max. input voltage	1100 V			
	MPP voltage range / rated input voltage	200V - 1000 V / 630 V			
	Min. input voltage	200 V			
	Initial. feed-in voltage	250 V			
	Max. operating input current	32 A			
	Max. short circuit current	48 A			
	No. of independent MPPT inputs / strings per MPPT input	8/2	8/2	10/2	10/2
Output (AC)	Rated active power	75000 W	80000 W	100000 W	110000 W
	Rated appearant power	75000 VA	80000 VA	100000 VA	110000 VA
	Max. apparent power	75000 W	88000 W	110000 W	121000 W
	AC nominal voltage	220 V / 380 V 230 V / 400 V			
	AC voltage range	312 V - 528 V			
	AC grid frequency / range	50 Hz / 45 Hz - 55 Hz 60 Hz / 55 Hz - 65 Hz			
	AC nominal output current	114.0 A	115.8 A	144.3 A	158.8 A
	Max. output current	114.0 A	127.0 A	158.8 A	174.7 A
	Adjustable power factor range	0.8 leading to 0.8 lagging			
	Feed-in phases	3 / 3-N-PE			
	Harmonic distortion (THD) at rated output	< 3%			
	Efficiency & Protection	Max. efficiency / European efficiency	98.6% / 98.4%		
DC switch		☒			
Ground fault monitoring / grid monitoring		☒ / ☒			
DC reverse polarity protection / AC short circuit protection		☒			
AC Overcurrent Protection		☒			
DC Surge Protection		Type II			
AC Surge Protection		Type II			
Residual Current Monitoring Unit		☒			
Arc fault circuit interrupter (AFCI)		☒			
Anti-islanding Protection		☒			
Protection class (according to IEC 62109-1) / overvoltage category (according to IEC 62109-1)	I / AC: III; DC: II				
General data	Dimensions (W / H / D)	984/ 640 / 330 mm			
	Weight	86 kg			
	Operating temperature range	-25°C ... +60°C			
	Self-consumption (at night)	< 3 W			
	Topology	Non-isolated			
	Cooling concept	Active cooling			
	Degree of protection (according to IEC 60529)	IP66			
	Climatic category (according to IEC 60721-3-4)	4K4H			
	Max. permissible value for relative humidity (non-condensing)	100%			
	Max. operating altitude	4000 m			
	EMC	CLASS B			
Features	DC Connector	DC Plug-in connector			
	AC Connector	OT/DT Terminal (Max.240mm2)			
	LED indicators (Status / Fault / Communication)	☒			
	24/7 moitoring	☒			
	Communication interface	☒/☒/☒ (RS485 /Wi-Fi/ LAN /4G)			
	Modbus-Sunspec protocol	☒			
	Certificates and approvals (more available on request)	CE , IEC 62109-1/2, IEC 61727, IEC 62116, IEC61683, EN50549-1/2, VDE4105			

☒ standard features ☒ optional

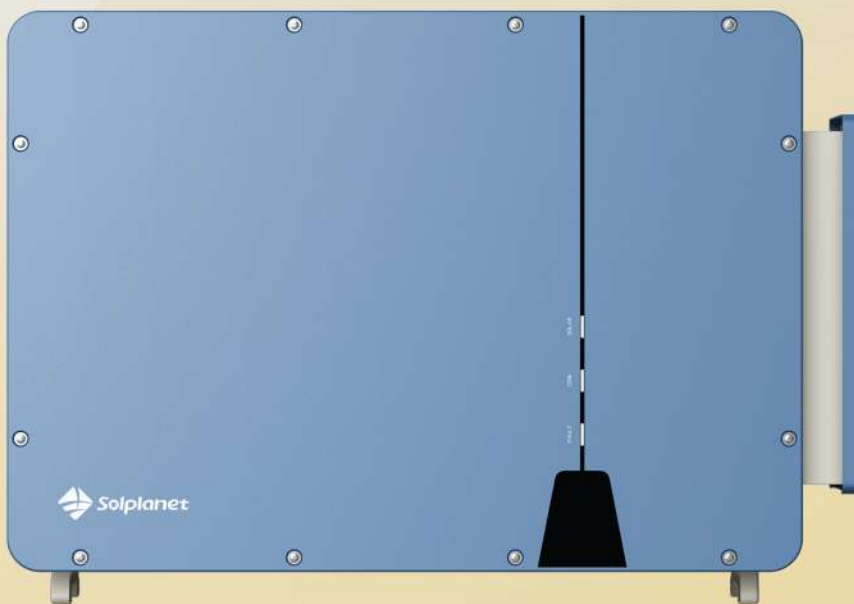
Data at nominal conditions. All information is subject to change.

Version: Sep 2024



Three Phases Inverters 250 to 360 kW

# ASW HT Series



Models:  
ASW250K-HT  
ASW333K-HT  
ASW350K-HT  
ASW360K-HT



## Safe & reliable

- ABUS to enhance communication stability and reduce cable costs
- Designed to operate in challenging global environmental conditions
- DC connector and AC terminal temperature detection
- High operation capability in weak grid
- Smart DC connector disconnection



## Minimizing LCOE

- Maximizing yield by leading conversion efficiency > 99%
- Compatible with max. 500mm<sup>2</sup> AC cables
- Night and day time reactive power control
- 75A per MPPT, compatible with high current PV modules



## Smart O&M

- Secured and reliable remote firmware upgrade simplifying long-term operation
- Smart I-V Curve tracing for easy diagnostics
- Smart self-cleaning fans
- Anti-PID solution to mitigate PV module degradation

## Technical Datasheet

ASW250K-HT

ASW333K-HT

ASW350K-HT

ASW360K-HT

	ASW250K-HT	ASW333K-HT	ASW350K-HT	ASW360K-HT	
Input (DC)	Max. input voltage		1500V		
	MPP voltage range / rated input voltage		500V - 1500 V / 1080 V		
	Min. input voltage		500 V		
	Start up input voltage		550 V		
	Max. operating input current per MPP		75 A		
	Max. short circuit current per MPP		113 A		
	No. of independent MPPT inputs / strings per MPPT input		5 / 5	6 / 5	
Output (AC)	AC output power	250000 VA @ 50 °C	333000 VA @ 40 °C	352000 VA @30°C 320000 VA @ 40 °C	363000 VA @ 30°C 330000 VA @ 40°C
	AC nominal voltage	800 V			
	AC voltage range	640 V - 920 V			
	AC grid frequency / range	50 Hz / 45 Hz - 55 Hz			
		60 Hz / 55 Hz - 65 Hz			
	Max. output current	198.5 A	240.3 A	254.0 A	262.0 A
	Adjustable power factor range	0.8 leading to 0.8 lagging			
	Feed-in phases	3 / 3-PE			
THD	< 3%				
Efficiency	Max. efficiency / European efficiency		99.01 % / 98.52 %		
Efficiency & Protection	Smart DC switch	☑			
	AC / DC temperature detection	☑			
	Anti-islanding protection	☑			
	AC overcurrent protection	☑			
	DC reverse-polarity protection	☑			
	AC short circuit protection	☑			
	PV string monitoring	☑			
	DC surge protection	Type II			
	AC surge protection	Type II			
	Residual Current Monitoring Unit (RCMU)	☑			
	Ground fault monitoring	☑			
	Grid monitoring	☑			
	Anti-PID	☑			
General data	Dimensions (W / H / D)	1,158 / 760 / 382 mm			
	Weight	≤ 116.0 kg	≤ 117.0 kg		
	Operating temperature range	-30 °C ... +60 °C			
	Self-consumption (at night)	< 5 W			
	Topology	Non-isolated			
	Cooling concept	Smart forced cooling			
	Protection degree	IP66			
	Relative humidity	0~100% (non-condensing)			
	Max. operating altitude	5000 m (> 4000m with derating)			
Features	DC connector	DC Plug-in connector			
	AC connector	OT / DT Terminal (Max.500mm <sup>2</sup> )			
	Display	LED, Bluetooth + APP			
	USB	☑			
	Communication	RS485 / ABUS			
Compliance	Certificates and approvals (more available on request)		IEC 62109-1/2, IEC 61727, IEC 62116, IEC 61683, IEC 60068, EN 50549-2		

☑ standard features / ☐ optional features

Transformer station 3000 to 9000k

# ASW MT Series



Models:  
ASW3000K-MT  
ASW6000K-MT  
ASW9000K-MT



## High Integration

- Standard container design include LV panel, transformer, RMU for easy transportation
- No internal cabling needed onsite, pre-assembled in the factory



## Flexible

- Compatible with ASW-HT series inverter
- Up to 9MW block design



## Easy O&M

- Modular design, easy to locate and replace faults
- LV panel, transformer and RMU monitored online, remotely controls LV panel and RMU



## Reliable

- Components compliance with requirements of standards
- Excellent protection design ensures working in harsh environments

## Technical Datasheet

ASW3000K-MT

ASW6000K-MT

ASW9000K-MT

Inverter model		ASW360K-HT		
Transformer	AC power	3,630 kVA @30 °C 3,300 kVA @40 °C	7260 kVA @30°C 6600 kVA @40°C	10164 kVA @30°C 9240 kVA @40°C
	LV / MV voltage	0.8 kV / 10~35 kV	0.8-0.8 kV / 10~35 kV	0.8-0.8 kV / 10~35 kV
	Frequency	50 Hz / 60 Hz	50 Hz / 60 Hz	50 Hz / 60 Hz
	Transformer type	Oil-immersed	Oil-immersed	Oil-immersed
	Transformer cooling type	ONAN	ONAN	ONAN
	Transformer tappings	± 2 x 2.5%	± 2 x 2.5%	± 2 x 2.5%
	Transformer oil type	Mineral oil (PCB free)	Mineral oil (PCB free)	Mineral oil (PCB free)
	Transformer vector group	Dy11	Dy11-y11	Dy11-y11
	Winding material	AL / AL	AL / AL	AL / AL
	Insulation class	A	A	A
	Transformer efficiency	≥ 99%	≥ 99%	≥ 99%
	LV ROOM	Max. LV AC inputs	10	20
Rated input voltage		800 V	800 V	800 V
LV main switches		ACB (3200 A, 1 pcs)	ACB (3200 A, 2 x 1 pcs)	ACB (4000 A, 2 x 1 pcs)
LVAC inputs switches		MCCB (400 A, 10 pcs)	MCCB (400 A, 2 x 10 pcs)	MCCB (400 A, 2 x 14 pcs)
MV ROOM	RMU type	SF6 Gas insulated	SF6 Gas insulated	SF6 Gas insulated
	Rated output voltage	10~35 kV	10~35 kV	10~35 kV
	Qty. of feeder	3 feeders	3 feeders	3 feeders
	Internal arcing fault	IAC A 20 kA 1s	IAC A 20 kA 1s	IAC A 20 kA 1s
	Auxiliary transformer	Dry type transformer, 5 kVA, 400 Vac	Dry type transformer, 5 kVA, 400 Vac	Dry type transformer, 5 kVA, 400 Vac
	UPS	1 kVA	1 kVA	1 kVA
Protection	Transformer detection & protection	Oil level, oil temperature, oil pressure; buchholz	Oil level, oil temperature, oil pressure; buchholz	Oil level, oil temperature, oil pressure; buchholz
	Protection degree of MV & LV room	IP54	IP54	IP54
	MV relay protection	50 / 51, 50N / 51N	50 / 51, 50N / 51N	50 / 51, 50N / 51N
	LV overvoltage protection	Type I+II	Type I+II	Type I+II
	Anti-rodent protection	☒ C4-H ☒ C5-M	☒ C4-H ☒ C5-M	☒ C4-H ☒ C5-M
General Data	Dimensions (W / H / D)	6,058 / 2,896 / 2,438 mm	6,058 / 2,896 / 2,438 mm	6,058 / 2,896 / 2,438 mm
	Weight	< 19 t	< 23 t	< 27 t
	Operating temperature range	-25°C~60°C	-25°C~60°C	-25°C~60°C
	Relative humidity	0% ~ 100% (non-condensing)	0% ~ 100% (non-condensing)	0% ~ 100% (non-condensing)
	Max. operating altitude	☒ 2000 m ☒ > 2000 m	☒ 2000 m ☒ > 2000 m	☒ 2000 m ☒ > 2000 m
	LV & MV room cooling	Smart cooling	Smart cooling	Smart cooling
Communication interface	Modbus-RTU	☒	☒	☒
	Ethernet	☒	☒	☒
	Optical fiber	☒	☒	☒
Features	MV surge arrester for transformer	☒	☒	☒
	2 kVA UPS	☒	☒	☒
	Auxiliary transformer 40 kVA	☒	☒	☒
	Operating temperature range	-30°C ~ 60°C (Optional)	-30°C ~ 60°C (Optional)	-30°C ~ 60°C (Optional)
Compliance	Certificates and approvals	IEC 62271-202, EN 50588-1, IEC 60076, IEC 62271-200, IEC 61439-1/-2	IEC 62271-202, EN 50588-1, IEC 60076, IEC 62271-200, IEC 61439-1/-2	IEC 62271-202, EN 50588-1, IEC 60076, IEC 62271-200, IEC 61439-1/-2

☒ standard features / ☒ optional features

Single phase hybrid inverters 3 to 6 kW

# ASW H-S2 Series



Models:

ASW3000H-S2

ASW3680H-S2

ASW4000H-S2

ASW5000H-S2

ASW6000H-S2



## Easy-to-install

- Quick and easy-to-install with standard tools
- Smart setup, commissioning and monitoring via Solplanet App
- Compact wall mount design



## Safe & reliable

- Smart energy management
- UPS capability - power during blackouts
- IP66 rated design for indoor and outdoor use



## User-friendly

- User friendly app interface
- ShadeSol - improved generation under non-ideal conditions

### Technical Datasheet

	ASW3000H-S2	ASW3680H-S2	ASW4000H-S2	ASW5000H-S2	ASW6000H-S2	
PV input	Max. PV array power	5500 Wp STC	6180 Wp STC	6500 Wp STC	9000 Wp STC	
	Max. input voltage	550 V				
	MPP voltage range / rated input voltage	40 V to 530 V / 380 V				
	Min. input voltage / start voltage	40 V / 50 V				
	No. of independent MPPT trackers / strings per MPPT input	2 / 1				
	Max. input current per MPP tracker	16 A				
Battery input	Max. short-circuit current per MPP tracker	20 A				
	Nominal battery voltage	48 V				
	Battery voltage range	40 V to 60 V				
	Max. charging / discharging power	5000 W / 5000 W				
	Max. charging current / Max. discharging current	100 A / 100A				
	Battery type	LiFePO4				
AC output	Compatible Battery	Aiswei Ai-LB series <sup>3</sup>				
	AC voltage range / Nominal AC voltage	180 V to 280 V / 220, 230 V				
	Rated AC grid frequency	50 Hz / 60 Hz				
	AC grid frequency range	50 Hz±5Hz / 60 Hz±5Hz				
	Rated active power	3000 W	3680 W	4000 W	5000 W <sup>1</sup>	6000 W
	Rated apparent power	3000 VA	3680 VA	4000 VA	5000 VA <sup>1</sup>	6000 VA
	Max. apparent power	3000 VA	3680 VA	4000 VA	5000 VA <sup>1</sup>	6000 VA
	Rated grid output Current (@230V)	13.1 A	16 A	17.4 A	21.7 A <sup>2</sup>	26.1 A
	Max. grid output current	13.6 A	16 A	18.2 A	22.7 A <sup>2</sup>	27.3 A
	Harmonics THDi (@ Nominal power)	< 3%				
AC input	Rated grid voltage	a.c. 220, 230V				
	Rated apparent power	6000 VA				
	Max. input apparent power from grid	6000 VA				
	Rated input current from grid	a.c. 26.1 A				
	Max. input current from grid	a.c. 27.3 A				
EPS output	Nominal output voltage	220, 230 V				
	Nominal output frequency	50 Hz / 60 Hz				
	Rated apparent power	5000 VA				
	Max. output apparent power	5000 VA				
	Peak output apparent power	7500 VA, 10s				
	Rated Current (@230V)	21.7A				
	Max. output current	21.7A				
	Max. switch time	≤ 10 ms				
Efficiency	Output THDi (@ Linear load)	<3%				
	MPPT efficiency	99.90%				
	Euro efficiency / Max. efficiency	97% / 97.6%				
Safety protection	Max. battery to load efficiency	94.70%				
	DC-side disconnection device	☒				
	PV string- / Battery input reverse polarity protection	☒ / ☒				
	All-pole sensitive residual current monitoring unit	☒				
	Anti-islanding protection	☒				
	Ground fault protection	☒				
	AC output over current / short circuit current protection	☒ / ☒				
	AC over voltage protection	☒				
	Protection class (as per IEC 62109-1) / overvoltage category (as per IEC 62109-1)	I / AC: III; DC: II				
	Arc fault circuit interrupter (AFCI)	☒ <sup>4</sup>				
General data	Power factor at rated power / adjustable displacement	≥0.99 / 0.8 leading to 0.8 lagging				
	Dimensions (W / H / D)	483 / 455 / 193.5 mm				
	Device weight	25.1kg				
	Operating temperature range	-25 °C ... +60 °C				
	Noise emissions (typical)	30 dB(A)				
	Standby consumption	< 10 W				
	Cooling concept	Natural convection				
	Degree of protection (as per IEC 60529)	IP66				
	Climatic category (according to IEC 60721-3-4)	4K4H				
	Max. permissible value for relative humidity (non-condensing)	100%				
	Max. operating altitude	4000m (>3000m power derating)				
	Country of manufacture	THE PEOPLE'S REPUBLIC OF CHINA				
	Features	User interface	LED & App			
Communication with BMS		CAN				
Communication with meter		RS485				
Communication with portal		WIFI stick / LAN				
Other communication		DRM				
Integrated power control / Zero export control	☒ / ☒					


☒ Standard features / ☒ optional features / - not available

<sup>1</sup> For VDE-AR-N4105, S<sub>max</sub>=S<sub>n</sub>=4600VA, P<sub>ri</sub>=4600W \* <sup>2</sup> For AS/NZS4777.2, I<sub>ac max</sub>=21.7 A <sup>3</sup> Including but not limited to the listed models, please check the website@solplanet for more compatible models <sup>4</sup> Please consult local sales team for product availability



Single phase hybrid inverters 8 to 10 kW

# ASW SH Series



Models:  
ASW008K-SH  
ASW010K-SH



### Optimal performance

- 3 independent MPPTs for flexible and optimized large PV array design
- Max. 20 A input current per MPPT, ideal for bifacial and large area PV modules
- Up to 200% PV array oversizing for higher energy yields
- ShadeSol shadow management



### Safe & Reliable

- UPS-level switching time < 10 ms
- IP66 rated design for indoor and outdoor use
- Up to 200% power output for 10s during power outages
- Multi-source design for black start, integrating PV, battery, and generator



### User-friendly

- Expandable up to 30 kW in on-grid and off-grid mode
- Compatible with both lead-acid and lithium batteries
- Smart setup, commissioning and monitoring via Solplanet App

### Technical Datasheet

ASW008K-SH

ASW010K-SH

	ASW008K-SH	ASW010K-SH	
PV input	Max. PV array power	16000 Wp	20000 Wp
	Max. input voltage	550 V	
	MPP voltage range / rated input voltage	40–530 V / 380 V	
	Min. input voltage / start voltage	40 V / 50 V	
	No. of independent MPPT trackers / strings per MPPT input	3 / 1	
	Max. input current / Max. power per MPP tracker	20 A / 10000 W	20 A / 10000 W
	Max. short-circuit current per MPP tracker	25 A	
Battery input	Battery voltage range	40 V to 60V	
	Max. charge / discharge power	8000 W	10000 W
	Max. charge current / Max. discharge current	190 A	210 A
	Battery type	LiFePO4 / Lead-acid	
AC output	AC voltage range / Nominal AC voltage	154 V to 276 V / 220, 230, 240, L/N	
	Rated AC grid frequency	50 Hz / 60 Hz	
	AC grid frequency range	45–55 Hz / 55–65 Hz	
	Rated apparent power	8000 VA	10000 VA
	Max. apparent power	8000 VA	10000 VA
	Rated grid output current (@230 V)	34.8 A	43.5 A
	Max. grid output current (@230 V)	38.3 A	47.8 A
	Harmonic distortion (THD) at rated output	< 3 % (of nominal power)	
Power factor at rated power / adjustable range	1 / 0.8 leading to 0.8 lagging		
AC input	Nominal AC voltage	220, 230, 240 V, L/N	
	Rated grid frequency	50 Hz / 60 Hz	
	Max. input power from grid	16000 W	18000 W
	Max. input current from grid	69.6 A	78.3 A
EPS output	Nominal AC voltage	220, 230, 240 V, L/N	
	Nominal output frequency	50 Hz / 60 Hz	
	Rated apparent power	8000 VA	10000 VA
	Peak output apparent power (off-grid up to 10s)	16000 VA	20000 VA
	Rated current (@230 V)	34.8 A	43.5 A
	Max. current (@230 V, continuous on-grid / off-grid)	38.3 A	47.8 A
	Max. switch time	< 10 ms	
	Output THDv (@ Linear load)	2 %	
Generator side	Max. input apparent power	8000 VA	10000 VA
	Max. charge / discharge power	8000 VA	10000 VA
	Max. input current	36.4 A	45.5 A
	Rated AC voltage	220, 230, 240 V, L/N	
	Rated AC frequency	50 Hz / 60 Hz	
Efficiency	MPPT efficiency	99.9 %	
	European efficiency / Max. efficiency	97 % / 97.6 %	
Safety protection	Surge protection	⊗ / Type II	
	Insulation resistance detection	⊗	
	PV string input reverse polarity protection	⊗	
	Ground fault monitoring	⊗	
	Residual current monitoring unit	⊗	
	AC short circuit protection	⊗	
	Anti-islanding protection	⊗	
General data	Dimensions (W / H / D)	484 / 679 / 230 mm	
	Weight	34.5 kg	
	Operating temperature range	-25 °C ... +60 °C	
	Cooling concept	Smart cooling	
	Degree of protection (as per IEC 60529)	IP66	
	Max. relative humidity	100 %	
	Max. operating altitude	3000 m	
Features	User interface	LED & App	
	BMS interface	CAN	
	Communication interfaces	Dongle: WiFi (2.4 GHz) / LAN (100 Mbps) Inverter: RS485 (ModBus RTU), LAN (100Mbps, Modbus TCP only)	
	Digital output (dry contact) / No. of outputs	⊗ / 2	
	Digital input (dry contact) / No. of inputs	⊗ / 6	
	Integrated power control / export power control	⊗ / ⊗	


● standard features ○ optional features

Version: Feb. 2025



Three phase hybrid inverters 5 to 12 kW

# ASW H-T2-DG Series



Models:

- ASW05kH-T2-DG
- ASW06kH-T2-DG
- ASW08kH-T2-DG
- ASW10kH-T2-DG
- ASW12kH-T2-DG



## Easy-to-install

- Quick & easy-to-install with basic tools
- Compact wall mount design
- Simple battery and smart meter interfaces for quick and secure installation



## Reliable

- Up to 150 % PV array oversizing for higher yields
- Asymmetrical power output
- UPS level switching time < 10 ms
- IP66 rated design for outdoor use
- DC SPD surge protection



## User-friendly

- Max. 50A charging/discharging current
- Compatible with diesel generator
- Setup, commissioning and monitoring via the Solplanet app
- Intelligent work modes and customisable battery management for DOD /Time of Use/Power setting
- Max. 20 A input current, ideal for bifacial and large PV modules

### Technical Datasheet

	ASW05kH-T2-DG	ASW06kH-T2-DG	ASW08kH-T2-DG	ASW10kH-T2-DG	ASW12kH-T2-DG						
PV input	Max. PV array power	7500 Wp	9000 Wp	12000 Wp	18000 Wp						
	Max. input voltage	1100 V									
	MPP voltage range / rated input voltage	150 V to 950 V / 630 V									
	Min. input voltage / start voltage	60 V / 180 V									
	No. of independent MPPT trackers / strings per MPPT input	2 / 1									
	Max. input current / Max. power per MPP tracker	20 A	7500 W	20 A	10000 W	20 A	10000 W	20 A	10000 W		
Max. short-circuit current per MPP tracker	30 A										
Battery input	Battery voltage range	120 V to 600 V									
	Max. charging power from PV and grid	12000 W									
	Max. charging power from grid	5000 W	6000 W	8000 W	10000 W	12000 W					
	Max. discharging power	5000 W	6000 W	8000 W	10000 W	12000 W					
	Max. charging current / Max. discharging current	50 A									
	Battery type	LiFePO4									
AC input	Rated grid voltage	3/N/PE, 220 V / 380 V; 230 V / 400 V; 240 V / 415 V									
	Rated grid frequency	50 Hz / 60 Hz									
	Max. input power from grid	10000 W	12000 W	16000 W	20000 W	24000 W					
	Max. input current from grid	14.5 A	17A A	23.2 A	29.0 A	34.8 A					
AC output	AC voltage range / Nominal AC voltage	270 V to 480 V / 3/N/PE, 220 V / 380 V; 230 V / 400 V; 240 V / 415 V									
	Rated AC grid frequency	50 Hz / 60 Hz									
	AC grid frequency range	45 – 55 Hz / 55 – 65 Hz									
	Rated apparent power	5000 VA	6000 VA	8000 VA	10000 VA	12000 VA					
	Max. apparent power	5000 VA	6000 VA	8000 VA	10000 VA	12000 VA					
	Rated grid output current (@400 V)	7.3 A	8.7 A	11.6 A	14.5 A	17A A					
	Max. grid output current (@400 V)	8.0 A	9.6 A	12.8 A	16.0 A	19.2 A					
	Harmonics THDI (@ Nominal power)	< 3 % (of nominal power)									
EPS output	Nominal output voltage	3/N/PE, 220 V / 380 V; 230 V / 400 V; 240 V / 415 V									
	Nominal output frequency	50 Hz / 60 Hz									
	Rated apparent power	5000 VA	6000 VA	8000 VA	10000 VA	12000 VA					
	Rated current (@400 V)	7.3 A	8.7 A	11.6 A	14.5 A	17A A					
	Max. current (@400 V, continuous on-grid / off-grid)	14.5 A	7.3 A	17A A	8.7 A	23.2 A	11.6 A	29.0 A	14.5 A	34.8 A	17A A
	Max. power on each phase (@400 V, continuous on-grid / off-grid)	3333 W	1667 W	4000 W	2000 W	5333 W	2667 W	6667 W	3333 W	8000 W	4000 W
	Peak output apparent power (@400 V, continuous on-grid / off-grid up to 10s)	10000 VA	10000 VA	12000 VA	12000 VA	16000 VA	16000 VA	20000 VA	20000 VA	24000 VA	24000 VA
	Max. switch time	< 10 ms									
	Output THDv (@ Linear load)	2 %									
	Generator side	Max. input apparent power	7500 VA	9000 VA	12000 VA	15000 VA	18000 VA				
Max. charging power of battery		5000 W	6000 W	8000 W	10000 W	12000 W					
Rated AC voltage		3/N/PE, 220 / 380 V; 230 / 400 V; 240 / 415 V									
Rated AC frequency		50 Hz / 60 Hz									
Efficiency	MPPT efficiency	99.9 %									
	Euro efficiency / Max. efficiency	97.2 % / 98.0 %	97.5 % / 98.2 %	97.9 % / 98.4 %							
Safety protection	DC surge protection( Type II, according to EN/IEC 61643-11 )	☒									
	Insulation resistance detection	☒									
	PV string input reverse polarity protection	☒									
	Battery input reverse polarity protection	☒									
	Ground fault monitoring	☒									
	Residual current monitoring unit	☒									
	AC short circuit protection	☒									
	Anti-islanding protection	☒									
General data	Power factor at rated power / adjustable displacement	1 / 0.8 leading to 0.8 lagging									
	Dimensions (W / H / D)	625 mm / 465 mm / 241 mm									
	Weight	28 kg									
	Operating temperature range	-25 °C ... +60 °C									
	Cooling concept	Natural convection									
	Degree of protection (as per IEC 60529)	IP66									
	Max. relative humidity	100 %									
Max. operating altitude	4000 m										
Features	User interface	LED & App									
	BMS interface	CAN									
	Smart meter interface	RS485									
	Internet communication interfaces	WiFi / LAN / Ethernet									
	Digital output (dry contact) / No. of outputs	☒ / 2									
	Digital input (dry contact) / No. of inputs	☒ / 4									
Integrated power control / export power control	☒ / ☒										

☒ standard features ☒ optional features - not available  
Version: Sep 2024



Three phase hybrid inverters 15 to 30 kW

# ASW TH Series



Models:  
 ASW015K-TH  
 ASW020K-TH  
 ASW025K-TH  
 ASW29.9K-TH  
 ASW030K-TH



### Optimal performance

- 4 MPPTs, up to 40 A input per MPPT
- Up to 200% PV array oversizing
- Up to 100 A charge / discharge current
- ShadeSol shadow management
- Dynamic export power control



### Safe and reliable

- String-level current monitoring
- DC SPD Type II surge protection
- IP66 rated design for indoor and outdoor use
- Optimal battery voltage range, 120-800 V
- Intelligent operation modes and smart battery management
- UPS-level switching time < 10 ms



### User-friendly

- Quick and easy-to-install with standard tools
- Smart setup, commissioning and monitoring via Solplanet App
- Anti-theft design

### Technical Datasheet

	ASW 015K-TH	ASW020 K-TH	ASW025 K-TH	ASW2 9.9K-TH	ASW 030K-TH	
PV in put	Max. PV array power	3000 Wp	4000 Wp	5000 Wp	5980 Wp	6000 Wp
	Max. input voltage	100 V				
	MPP voltage range / rated input voltage	150 V to 950 V / 630 V				
	Min. input voltage / start voltage	95 V / 180 V				
	No. of independent MPPT trackers / strings per MPPT input	4 / 1		4 / 2		
	Max. input current / Max. power per MPPT tracker	20 A / 15 000 W	20 A / 15 000 W	40 A / 25 000 W	40 A / 25 000 W	40 A / 25 000 W
Max. short-circuit current per MPPT tracker	25 A		50 A			
Battery input	Battery voltage range	120 V to 800 V				
	Max. charge power from PV and AC side	3000 W	4000 W	5000 W	5980 W	6000 W
	Max. charge power from AC side	1500 W	2000 W	2500 W	2990 W	3000 W
	Max. discharge power	1500 W	2000 W	2500 W	2990 W	3000 W
	Max. charge current / Max. discharge current	50 A		100 A		
	No. of independent battery inputs	1		2		
Battery type	LiFePO4					
AC in put	Nominal AC voltage	3/N/PE, 220 V / 3 80 V 3/N/PE, 230 V / 4 00 V 3/N/PE, 240 V / 415 V				
	Rated grid frequency	50 Hz / 60 Hz				
	Max. input power from grid	3000 W	4000 W	5000 W	5000 W	5000 W
	Max. input current from grid	43.5 A	58.0 A	72.5 A	72.5 A	72.5 A
AC output	Nominal AC voltage	3/N/PE, 220 V / 3 80 V 3/N/PE, 230 V / 4 00 V 3/N/PE, 240 V / 415 V				
	AC voltage range	270 V to 480 V				
	Rated AC grid frequency	50 Hz / 60 Hz				
	AC grid frequency range	45-55 Hz / 5 5-65 Hz				
	Rated apparent power	1500 VA	2000 VA	2500 VA	2990 VA	3000 VA
	Max. apparent power	15000 VA	2000 VA	25000 VA	29900 VA	30000 VA
	Rated grid output current (@400V)	21.7 A	29.0 A	36.2 A	43.3 A	43.4 A
	Max. grid output current	23.9 A	31.9 A	39.8 A	47.6 A	47.8 A
	Power factor at rated power / adjustable range	1 / 0.8 leading to 0.8 lagging				
	Harmonics THDI (@ Nominal power)	< 3% (of nominal power)				
EPS output	Nominal AC voltage	3 / N / PE, 220 V / 3 80 V 3 / N / PE, 230 V / 4 00 V 3 / N / PE, 240 V / 415 V				
	Nominal output frequency	50 Hz / 60 Hz				
	Rated apparent power	1500 VA	2000 VA	2500 VA	2990 VA	3000 VA
	Max. apparent power (@400 V, continuous on-grid/off-grid)	16500 VA	22000 VA	27500 VA	32890 VA	33000 VA
	Rated current (@400V)	21.7 A	29.0 A	36.2 A	43.3 A	43.4 A
	Max. current (@400 V, continuous on-grid / off-grid)	23.9 A	31.9 A	39.8 A	47.6 A	47.8 A
	Max. power on each phase (@400 V, continuous on-grid / off-grid)	5500 W	7333 W	9166 W	10963 W	11000 W
	Peak output apparent power (off-grid up to 10s)	3000 VA	4000 VA	45000 VA	45000 VA	45000 VA
	Max. switch time	< 10 ms				
	Output THDv (@ Linear load)	2%				
Efficiency	MPPT efficiency	99.9%				
	European efficiency / Max. efficiency	97.2% / 98.0%		97.9% / 98.4%		
Safety protection	DC / AC surge protection (Type II, according to EN/IEC 61643-11)	● / ○				
	Insulation resistance detection	●				
	PV string input reverse polarity protection	●				
	Battery input reverse polarity protection	●				
	Ground fault monitoring	●				
	Residual current monitoring unit	●				
	AC short circuit protection	●				
Anti-islanding protection	●					
General data	Supported grid types	TN-S, TN-C, TN-C-S, TT				
	Dimensions (W / H / D)	769 mm / 491 mm / 285 mm				
	Weight	52.0 kg		58.0 kg		
	Colour	● Morandi blue				
	Operating temperature range	-30 °C ... +60 °C				
	Cooling concept	Smart cooling				
	Degree of protection (as per IEC 60529)	IP66				
Max. relative humidity	100%					
Max. operating altitude	4000 m					
Features	User interface	LED & APP				
	BMS interface	CAN				
	Communication interfaces	Dongle: Wi-Fi (2.4 GHz) / LAN (100 Mbps) Inverter: RS485 (Mod Bus RTU)				
	Digital output (dry contact) / N.o. of outputs	● / 3				
	Digital input (dry contact) / N.o. of inputs	● / 7				
Integrated power control / export power control	● / ●					

● standard features ○ optional features - not available

Version : Feb 2025



Low Voltage Battery 5.12kWh

# AI-LB-G3-E Series



Models:  
ASW5120-LB-E



## Optimal Performance

- LFP safe technology, long cyclife, high efficiency and high power density
- Supports up to 1C charge / discharge rate with short-term 2C overload capability
- Cell level monitoring and balancing



## Safe & Reliable

- Smarter and safer battery management system for precise diagnostics
- Provides complete protection to keep battery healthy and safe
- Designed in accordance with global safety standards



## User-Friendly

- Stackable and expandable up to 163.48 kWh (supporting 8 modules per unit, 4 units in parallel)
- Streamlined design for easier handling
- Various mounting methods: wall-mounted, floor-standing, and racked

## Technical Datasheet

System Data	Battery module	ASW5120-LB-E
	Cell type	LiFePO4
	Rated capacity	100 Ah (≥ 100 Ah)
	Rated energy 1	5.12 kWh
	Usable energy 2	4.6 kWh
	Nominal battery voltage	51.2 V
	Cell voltage range	2.0 ~ 3.8 V
	Battery voltage range	40 V - 60 V
	Recommended charge / discharge current	60 A
	Peak discharge current	200 A @ 3 s
	Max. charge / discharge current	100 A / 100 A
	Max. charge / discharge power	5.12 kW
	Peak discharge power	10.24 kW @ 3 s
General Data	Dimensions (W / D / H )	390 / 500 / 135 mm
	Weight	43.0 kg
	Installation location	Indoor
	Mounting method	Floor mounted / Wall mounted / Rack mounted
	Operating temperature range	Charge : 2 °C ~ 58 °C
		Discharge : -18 °C ~ 58 °C
	Storage temperature range	-20 °C ~ 60 °C
	Cooling concept	Natural convection
	Protective class	II
	Degree of protection	IP20
	Relative humidity	0%~95%, non-condensing
	Max. operating altitude	3000 m (> 2000 m derating)
	Scalability	Max.32 sets in parallel
	Communication	CAN
	Certification	IEC 62619 / UN 38.3
	Life cycle 3	6000 times
	Round-trip efficiency	≥95%
Standby power	≤ 1 W	

1. Nominal energy is defined under the following conditions: battery voltage 40~60 V, 0.2C charge / discharge at +25 °C.
2. Usable energy is defined under the following conditions: 90% DOD, 0.2C charge / discharge at +25 °C.
3. Life cycle is defined under the following conditions: 80% DOD, 70% EOL, 0.2C charge / discharge at 25 °C (One cycle a day).

Version: Feb. 2025



Low Voltage Battery 5 to 20 kWh

# AI-LB-G3 Series



Models:  
ASW5 120-LB-G3



## Optimal performance

- Low self and stand by consumption
- Enhanced SOC measurement accuracy for optimal battery management
- Supports up to 1C charge / discharge rate



## Safe & Reliable

- IP66 rated design for indoor and outdoor use
- Designed in accordance with global safety standards
- Integrated fire suppression system
- Smarter and safer battery management system for precise diagnostics
- Integrated MOSFET and dual fuse protection for superior safety and reliability



## User-friendly

- Stackable up to 4 modules, 2.048 kWh per tower
- Elegant design with concealed cable management
- Compact, light weight modules for easier handling and installation
- 5 selections for operating (LED) indicator via Solplanet App

### Technical Datasheet

Battery module		ASW5 120-LB-G3			
Module number		1	2	3	4
Cell type	LiFePO4				
Rated capacity	100 Ah				
Nominal energy <sup>1</sup>	5.12 kWh	10.24 kWh	15.36 kWh	20.48 kWh	
Usable energy <sup>2</sup>	4.86 kWh	9.72 kWh	14.59 kWh	19.45 kWh	
Nominal battery voltage	51.2 V				
Battery voltage range	40 V ~ 58.4 V				
Recommended charge / discharge current	60 A	120 A	180 A	210 A	
Max. charge / discharge current	100 A	200 A	210 A	210 A	
Rated charge / discharge power	3.07 kW	6.14 kW	9.22 kW	10.75 kW	
Max. charge / discharge power	5.12 kW	10.24 kW	10.75 kW	10.75 kW	
Dimensions (W / D / H)	630 / 185 / 320 mm	630 / 185 / 640 mm	630 / 185 / 960 mm	630 / 185 / 1280 mm	
Module weight	46.0 kg	92.0 kg	138.0 kg	184.0 kg	
Base weight	2.6 kg				
Installation location	Indoor / Outdoor				
Mounting method	Floor mounted / Wall mounted				
Operating temperature range	Charging: -8 °C ~ 58 °C Discharging: -18 °C ~ 58 °C				
Storage temperature range	-20 °C ~ 45 °C				
Cooling concept	Natural convection				
Protective class	II				
Degree of protection	IP66				
Relative humidity	5 % ~ 95 % RH, non-condensing				
Max. operating altitude	4000 m (> 3000 m derating)				
Communication	CAN				
Certification	IEC 62619, IEC 62040, IEC 62477, IEC 63056, IEC 61000				
Life cycle <sup>3</sup>	6000 times				
Round-trip efficiency	≥ 95 %				

1. Nominal energy is defined under the following conditions: battery voltage 40 ~ 58.4V, 0.5C charge & discharge at +25 °C.  
 2. Usable energy is defined under the following conditions: 0.5C charge & discharge at +25 °C, 95 % DOD.  
 3. Life cycle is defined under the following conditions: 0.5C charge & discharge at 25 °C (One cycle a day), 90 % DOD, 70 % EOL.  
 \*For reference only. Please refer to the official release for final content.



High Voltage Battery 5 to 20 kWh

# Ai - HB G2-E Series



Models:

Ai-HB-E 050A

Ai-HB-E 100A

Ai-HB-E 150A

Ai-HB-E 200A



## Safe

- LFP Technology with cell-level monitoring for precise alerts and maximum safety
- Built-in emergency fire suppression module for rapid response in critical situations
- Advanced BMS protects against overcharge, over-discharge, and short circuits



## Reliable





- Robust anti-dumping design delivers secure installation and shock resistance
- Modular Plug-and-Play design supports flexible expansion (up to 8 units in parallel)
- Versatile applications for self-consumption, time-of-use tariffs, and customizable modes



## User-friendly

- Stackable and expandable up to 163.84 kWh
- IP20 rating ensures safe and reliable operation in diverse indoor environments
- Real-time monitoring via Solplanet's App enables effortless control anytime, anywhere

### Technical Datasheet

	AI-HB-E 050A	AI-HB-E 100A	AI-HB-E 150A	AI-HB-E 200A
Battery designation				
Battery module-Master	ASW5120M-HB-E			
Battery module-Slave	ASW5120S-HB-E			
Cell type	LiFePO4			
Module quantity	1 Master	1 Master + 1 Slave	1 Master + 2 Slaves	1 Master + 3 Slaves
Rated capacity	50 Ah			
Nominal energy <sup>1</sup>	5.12 kWh	10.24 kWh	15.36 kWh	20.48 kWh
Usable energy <sup>2</sup>	4.60 kWh	9.21 kWh	13.82 kWh	18.43 kWh
Nominal voltage	102.4 V	204.8 V	307.2 V	409.6 V
Battery voltage range	96 V - 115.2 V	192 V - 230.4 V	288 V - 345.6 V	384 V - 460.8 V
Max. charging current	50 A			
Max. discharge current	50 A			
Rated charging / discharging power	5.12 kW	10.24 kW	15.36 kW	20.48 kW
Max.charging power	5.12 kW	10.24 kW	15.36 kW	20.48 kW
Max.discharging power	5.12 kW	10.24 kW	15.36 kW	20.48 kW
Dimensions including the base (W / D / H)	525 / 350 / 415 mm	525 / 350 / 700 mm	525 / 350 / 985 mm	525 / 350 / 1270 mm
Weight	60.5 kg	116.0 kg	171.5 kg	227.0 kg
Installation location	Indoor			
Mounting method	Floor mounted			
Operating temperature range	Charge: 0 °C ~ 50 °C Discharge: -20 °C ~ 50 °C			
Storage temperature range	-20 °C ~ 45 °C			
Cooling concept	Natural convection			
Degree of protection	IP20			
Relative humidity	5 % - 95 %, non-condensing			
Communication	CAN			
Certification	IEC 62619, EN 61000, UN38.3, IEC 62477			
Protection	Charging over-voltage protection, discharge under-voltage protection, over-current protection, over-temperature protection, short-circuit protection, fire suppression, etc			
Life cycle <sup>3</sup>	6000 times			
Round-trip efficiency	≥ 95 %			

1. Nominal energy is defined under the following conditions: cell voltage 2.5 - 3.65V, 0.5C charge & discharge at +25 °C.

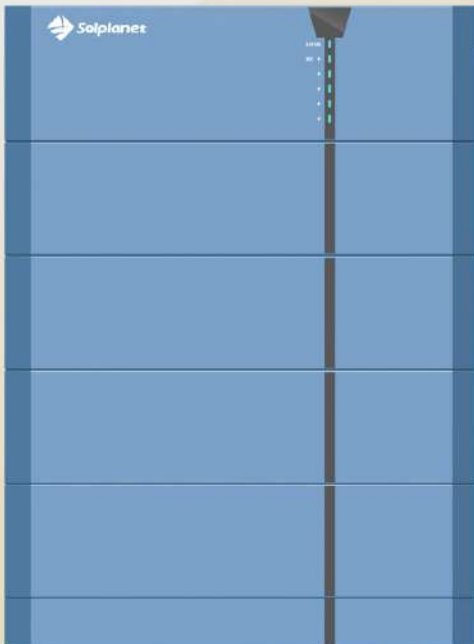
2. Usable energy is defined under the following conditions: 90 % DOD, 0.5C charge & discharge at +25 °C. Usable energy may vary depending on discharge, charge, environmental conditions and SOC % limits defined by the user.

3. Life cycle is defined under the following conditions: 90 % DOD, 70 % EOL, 0.5C charge & discharge at +25 °C.



High Voltage Battery 7.5 to 20 kWh

# Ai-HB-G2 Series



## Models:

Ai-HB 075A	Ai-HB 150A
Ai-HB 100A	Ai-HB 175A
Ai-HB 125A	Ai-HB 200A



### Safety

- Modular design with plug-in connections
- Quick connections between battery and inverter
- Quick & easy-to-install with basic tools
- Steady and anti-dumping design



### Reliable

- IP65 rated design
- Cell-level monitoring
- LFP safe technology
- All-round BMS protection



### User-friendly

- Stackable and Expandable up to 81.92 kWh (supporting 8 modules per unit, 4 units in parallel)
- Multi-use applications: self-consumption, time of use tariffs, customisation
- Online monitoring via Solplanet apps


Technical Datasheet	Ai-HB 075A	Ai-HB 100A	Ai-HB 125A	Ai-HB 150A	Ai-HB 175A	Ai-HB 200A
Battery designation						
Battery module	HB051050A					
Cell type	LiFePO4					
Module quantity	3	4	5	6	7	8
Rated capacity	50 Ah					
Nominal energy 1	7.68 kWh	10.24 kWh	12.8 kWh	15.36 kWh	17.92 kWh	20.48 kWh
Usable energy 2	6.91 kWh	9.21 kWh	11.52 kWh	13.82 kWh	16.12 kWh	18.43 kWh
Nominal voltage	153.6 V	204.8 V	256 V	307.2 V	358.4 V	409.6 V
Operating voltage range	120 V ~ 175.2 V	160 V ~ 233.6 V	200 V ~ 292 V	240 V ~ 350.4 V	280 V ~ 408.8 V	320 V ~ 467.2 V
Max.charging current	25 A					
Max.discharging current	30 A					
Rated charging / discharging power	3.84kW	5.12 kW	6.40 kW	7.68 kW	8.86 kW	10.24 kW
Max.charging power	3.84kW	5.12 kW	6.40 kW	7.68 kW	8.86 kW	10.24 kW
Max.discharging power	4.61 kW	6.14 kW	7.68 kW	9.22 kW	10.75 kW	12.29 kW
Dimensions (W / D / H)	540*390*600 mm	540*390*730 mm	540*390*860 mm	540*390*990 mm	540*390*1120 mm	540*390*1250 mm
Weight	106.5 kg	137 kg	167.5 kg	198 kg	228.5 kg	259 kg
Battery module weight	30.5 kg					
Installation location	Indoor / Outdoor					
Mounting method	Floor mounted					
Operating temperature range	Charge: 0 ~ 50 °C Discharge: -20 °C ~ 50 °C					
Storage temperature range	-20 °C ~ 45 °C					
Cooling concept	Natural convection					
Degree of protection	IP65					
Relative humidity	5 ~ 95 %, non - condensing					
Communication	CAN					
Certification	IEC 62619 / EN 61000 IEC 62040 / UN38.3					
Life cycle 3	6000 times					
Protection	Charging over-voltage protection, discharging under-voltage protection, over-current protection, over-temperature protection, short-circuit protection, built-in fire suppression <sup>4</sup> , etc					
Round-trip efficiency	≥95%					

1. Nominal energy is defined under the following conditions: cell voltage 2.5~3.65V , 0.5C charge & discharge at +25 ℃ .  
 2. Usable energy is defined under the following conditions: 0.5C charge & discharge at +25 ℃ , 90% DOD. Usable energy may vary depending on discharge, charge, environmental conditions and SOC % limits defined by the user.  
 3. Life cycle is defined under the following conditions: 0.5C charge & discharge at +25 ℃ , 90% DOD, 70% EOL  
 4. Available with or without built-in fire suppression functionality, this feature was released in August 2024, please confirm version with Solplanet sales before purchase.  
 Version: Sep 2024



High Voltage Battery 7.5 to 20 kWh

# AI-HB G2 PRO Series



Models:

- Ai-HB Pro 075 A
- Ai-HB Pro 100 A
- Ai-HB Pro 125 A
- Ai-HB Pro 150 A
- Ai-HB Pro 175 A
- Ai-HB Pro 200 A



## Optimal performance

- Up to 1C charge / discharge rate
- Stackable and expandable up to 81.92 kWh (supporting 8 modules per unit, 4 units in parallel)
- IP65 rated design for indoor and outdoor use
- Multi-use applications: self-consumption, time of use tariffs, customisation



## Safe & Reliable


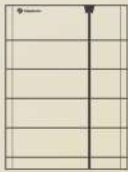




- VDE-compliant with enhanced protection
- Smarter and safer battery management system for precise diagnostics
- LFP safe technology with long lifespan
- Built-in emergency fire suppression module



## User-friendly

- Steady and anti-dumping design
- Quick & easy-to-install with standard tools
- Modular design with plug-in connections
- Quick connections between battery and inverter

## Technical Datasheet

	Ai-HB Pro 075 A	Ai-HB Pro 100 A	Ai-HB Pro 125 A	Ai-HB Pro 150 A	Ai-HB Pro 175 A	Ai-HB Pro 200 A	
Battery designation							
Battery module	HB051050B						
Cell type	LiFePO4						
Module quantity	3	4	5	6	7	8	
Rated capacity	50 Ah						
Nominal energy 1	7.68 kWh	10.24 kWh	12.8 kWh	15.36 kWh	17.92 kWh	20.48 kWh	
Usable energy 2	7.29 kWh	9.72 kWh	12.16 kWh	14.59 kWh	17.02 kWh	19.45 kWh	
Nominal voltage	153.6 V	204.8 V	256.0 V	307.2 V	358.4 V	409.6 V	
Operating voltage	120 V ~ 175.2 V	160 V ~ 233.6 V	200 V ~ 292 V	240 V ~ 350.4 V	280 V ~ 408.8 V	320 V ~ 467.2 V	
Max. charging current	50 A						
Max. discharging current	50 A						
Rated charge / discharge power	7.68kW	10.24 kW	12.8 kW	15.36 kW	17.92 kW	20.48 kW	
Max.charging power	7.68kW	10.24 kW	12.8 kW	15.36 kW	17.92 kW	20.48 kW	
Max.discharging power	7.68kW	10.24 kW	12.8 kW	15.36 kW	17.92 kW	20.48 kW	
System Data	Dimensions (W / D / H )	540 / 390 / 600 mm	540 / 390 / 730 mm	540 / 390 / 860 mm	540 / 390 / 990 mm	540 / 390 / 1120 mm	540 / 390 / 1250 mm
	Weight	109.0 kg	140.0 kg	171.0 kg	202.0 kg	233.0 kg	264.0 kg
	Battery module weight	31.0 kg					
	Depth of discharge	95%					
	Installation location	Indoor / Outdoor					
	Mounting method	Floor mounted					
	Operating temperature range	Charge: 2 ~ 58 °C Discharge: -28 °C ~ 58 °C					
	Storage temperature range	-20 °C ~ 45 °C					
	Cooling concept	Natural convection					
	Degree of protection	IP65					
	Relative humidity	5~95 %, non-condensing					
	Communication	CAN					
	Protection	Charging over-voltage protection, discharging under-voltage protection, over-current protection, over-temperature protection, short-circuit protection, built-in fire suppression, etc					
	General Data	Certification	IEC62619 / EN61000 / VDE2510-50 IEC62040 / UN38.3				
Life cycle 3		8000 times					
Round-trip efficiency		≥ 95%					

1. Nominal energy is defined under the following conditions: cell voltage 2.5~3.65V , 0.5C charge / discharge at +25°C.
2. Usable energy is defined under the following conditions: 95% DOD, 0.5C charge / discharge at +25°C. Usable energy may vary depending on discharge, charge, environmental conditions and SOC % limits defined by the user.
3. Life cycle is defined under the following conditions: 90% DOD, 70% EOL, 0.2C charge / discharge at +25°C.

Version: Feb. 2025



# ASW PT Series



Model:  
ASW 125K/261-PT



## All in one Design

- High energy density, with PCS and battery integrated into one cabinet
- Space-saving design, requiring minimal floor space
- Modular design for easy installation and capacity expansion



## High safety

- Multi-level electrical protection and fire protection
- PACK-level alarms and protection to effectively prevent fault propagation
- Zone-isolated enclosure and advanced liquid cooling



## Smart O&M

- Modular design, PCS and battery module replaced quickly
- High-cycling cells design reduces lifecycle maintenance
- Integrated local EMS for real-time data and system monitoring

**Technical Datasheet**
**ASW 125K/261-PT**

<b>Battery Parameter</b>	Battery Energy (kWh)	261
	Cell Type/V/Ah	LiFePO4 3.2/314
	Battery Module Energy (kWh)	52
	Rated Voltage (V)	832
	Voltage Range (V)	728-936
	Battery System Configuration	1P260S
	Charge and Discharge Rate	0.5P
	Cooling Mode	Liquid cooling
<b>AC Parameter</b>	Rated Power (kW)	125
	Max apparent Power(kVA)	137.5
	Rated Voltage (V)	400
	Voltage Range (V)	323-460
	Rated Frequency (Hz)	50/60
	Rated. Current (A)	180
	THD	≤3%
	Power factor	-1~+1
	Overload Capability	110%-longtime
<b>General Parameter</b>	System Efficiency	≥ 90%
	Cycle life	≥8000
	Operating Temperature Range( ℃ )	-25~55
	Operating Humidity	5%-95%RH
	IP Rating	IP55
	Anticorrosion Grade	C4(C5 Option)
	Max operating altitude (m)	4000(≥2000m Derating)
	Dimension:W*D*H (mm)	1300*1400*2350
	Weight(T)	2.8
	Firefighting System	Aerosol
Communication Port	CAN, RS485, ETH , 4G	

Version: Oct 2025



AC EV Charger 7.4 to 22 kW

# SOL APOLLO Series



Models:

SOL7.4H-WP, SOL7.4H-WS, SOL7.4H-WSS  
SOL11H-WP, SOL11H-WS, SOL11H-WSS  
SOL22H-WP, SOL22H-WS, SOL22H-WSS



## Easy-to-install

- Compact, lightweight and wall mountable
- Easy-to-install with standard tools
- Toolless plug in terminal blocks
- Quick set-up via Bluetooth and APP
- Cable entry on the front or rear of the housing



## Reliable

- Elegant design with a dynamic and robust streamlined body
- IP65 enclosure suitable for outdoor use
- IK10 protection rating
- TÜV IEC 61851-1 & CE compliant



## Smart & User-Friendly

- Intelligent App for remote control and monitoring
- Scheduled charging and off-peak charging modes
- APP & RFID & NFC for user authentication or easy set up to Plug & Play mode
- Communication capabilities including WiFi, Bluetooth, and Ethernet connectivity
- Solar charging under Solar PV & Eco Mode (optional)

**Technical Datasheet**

		SOL74H-WP	SOL74H-WS/WSS	SOL11H-WP	SOL11H-WS/WSS	SOL22H-WP	SOL22H-WS/WSS
Input & Output	Rated Voltage	230 V AC		400 V AC			
	Rated Frequency	50 Hz / 60 Hz					
	Max. Output Power	7.4 kW		11 kW		22 kW	
	Max. Output Current	32 A		16 A		32 A	
	Standby Power Consumption	< 5 W					
	Residual Current Detection	DC 6 mA					
	Connector Type (IEC62196-2)	Type 2	Type 2 socket <sup>1,2</sup>	Type 2	Type 2 socket <sup>1,2</sup>	Type 2	Type 2 socket <sup>1,2</sup>
	Cable Length	5 m / 7.5 m	-	5 m / 7.5 m	-	5 m / 7.5 m	-
User Interface & Control	Network Interface	WIFI & Bluetooth & RS485 & LAN					
	RFID/NFC Reader	☒					
	Status Indication	LED Light strip					
	Smart APP	☒					
Working Environment	Ingress Protection	IP65 (Enclosure)					
	Operating Temperature	-25☒ to 50 ☒					
	Storage Temperature	-40 ☒ to 70 ☒					
	Relative Humidity	5%-95% Non-condensing					
	Altitude	Up to 2000 m					
	Cooling Concept	Natural Convection					
Mechanical	Impact Protection Class	IK10					
	UV Resistant	☒					
	Mounting	Wall / Pedestal					
	Dimensions (W/H/D)	230 / 360 / 130 mm					
	Weight	5.1 kg	2.6 kg	5.1 kg	2.6 kg	5.1 kg	2.6 kg
	Colour	☒ Morandi Blue / ☒ Black					
	Cable Holder	☒	-	☒	-	☒	-
Safety	DC Leakage Protection	☒					
	Over Temperature Protection	☒					
	Ground Protection	☒					
	Surge Protection (EN60664)	☒ (Type III)					
	Certification	CE, TUV / EN/IEC 61851-1					

☒ Standard features ☒ Optional features Not Available

1) Self-closing cover and built in electronic lock is standard

2) Shutter for cover is optional

3) Optional energy meter for solar charging function and dynamic load balancing

Version: Sep 2024



# Wi-Fi Stick



# Ai-Dongle LNA/WLAN



The Ai-Dongle LAN/WLAN/ Wi-Fi Stick allow Solplanet inverters to connect to the Solplanet Cloud and App. The inverter and meter data is collected and sent to the Solplanet Cloud via the internet to allow for easy PV plant monitoring.

## Smart

- Smart zero export control design

## Simple

- Easy to install on site

## Reliable

- Adapt to various application scenarios

## Technical Datasheet

### Wi-Fi Stick

### ASW-WLAN-G1

		Wi-Fi Stick	ASW-WLAN-G1
Device Management	Max. Number of Manageable Devices	5	10
	Communication Interface	North Communication	LAN
		WLAN	2.4GHz 802.11 b/g/n
South Communication		RS 485 (USB Type A)	
Interaction	LED	LED Indicator x 2	
	APP	Solplanet APP	
Environment	Operating Temperature Range	-40°C ~ 60°C (-40°F ~ 140°F)	
	Storage Temperature	-40°C ~ 70°C (-40°F ~ 158°F)	
	Relative Humidity (Non-condensing)	5% ~ 95%	
	Max. Operating Altitude	3,000m(9, 842 ft.)	4,000 m (13,123 ft.)
Electrical	DC Power Supply	7 ~ 9V	5 ~ 12V
	Power Consumption	Typical 2 W, Max. 5 W	
Mechanical	Dimensions (W x H x D)	51mm*112mm*27mm	50mm*34mm*170mm
	Weight	62g	100g
	Protection Degree	IP65	IP66
	Certificate	CE	

Ai-Logger 1000 data logger

# Ai-Longger 100



Ai-Logger 1000 data logger allows Solplanet inverters to connect to the Solplanet Cloud. The inverter and meter data is collected and sent to the Solplanet Cloud via the internet to allow for easy PV plant monitoring.

## Smart

- Smart zero export control design

## Simple

- Easy to install on site

## Reliable

- Adapt to various application scenarios


## Technical Datasheet

### Ai-Logger 1000

Device Management	Max. Number of Manageable Devices*		80
	North Communication	LAN	LAN x 1, 10 / 100 / 1000 Mbps
Communication Interface	South Communication	RS485	COM x 3, 1000 m
		Ethernet	1
	Others	Digital / Analog Input / Output	DI x 4, DO x 2
Interaction	LED	LED Indicator x 4 – COM 1–3, North communication	
	WEB	Embedded Web	
	USB	USB 2.0 x 1	
	RST	1	
Environment	Operating Temperature Range	-40°C ~ 60°C (-40°F ~ 140°F)	
	Storage Temperature	-40°C ~ 70°C (-40°F ~ 158°F)	
	Relative Humidity (Non-condensing)	5% ~ 95%	
	Max. Operating Altitude	4,000 m (13,123 ft.)	
Electrical	DC Power Supply	12 V ~ 24 V / 2 A	
	Power Consumption	Typical 8 W, Max. 15 W	
Mechanical	Dimensions (W x H x D)	240 mm x 126 mm x 42 xmm	
	Weight	453 g	
	Protection Degree	IP20	
	Installation Options	Wall Mounting, DIN Rail Mounting, Tabletop Mounting	






\* Each 485 interface can connect up to 30 inverters or 1 smart meter.

# تواصلو معنا

العنوان : بغداد - الكرادة - المسبح - مقابل أسواق وفر 

 07 882 882 882  info@dar-alhafidh.com

## مواقع التواصل الاجتماعي

 dar.alhafidh  dar.alhafidh  dar.alhafidh  
 dar.alhafidh  dar.alhafidh

شكرا



دار الحافظ  
DAR ALHAFIDH

# الشمس تغيب و احنا ما نغيب

